

LLHB4 SERIES Industrial Lighting

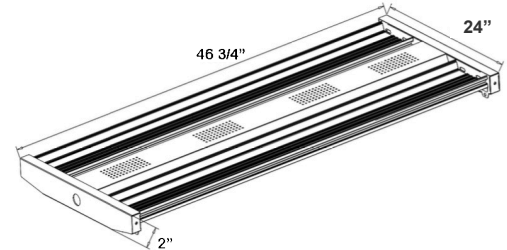
LLHB4-500W-50K-D-480V
4TH GENERATION OF LINEAR HIGH BAYS

Customer Name: _____

Project Name: _____

Note: _____

Type: _____



46 3/4" (L) X 24" (W) X 2" (H)

Ideal for replacement of conventional lighting systems such as HID and fluorescent. Applications include manufacturing warehousing and other large indoor spaces with mounting heights from 10ft. to 40ft. the fixture can be surface mounted also.

Features

- High Quality LED Chips To Provide High Efficiency, Heat Dissipation
- Stability, And Lumen Maintenance.
- Polycarbonate Lens, High Flame Retardant Point
- 50,000 Hours Rated Life
- 5-Year Warranty

Technical Specifications

Electrical:

- Voltage: 120~277VAC/50~60 Hz
- Wattage: 480W
- Power Factor: >0.95
- Efficacy: 130 LPW

Mechanical:

- Surge Protector
- Steel Housing
- Steel Thickness: 24 Gauge
- Unprecedented Quality.
- Aluminum LED Board
- Operating Temperature: -4°F ~ 131°F
- Suitable for Damp Locations

Lighting:

- Dimming: 0~10V Dimmable
- Lens: Polycarbonate Lens
- Total Lumens: 65000LM (Per Industry Standards, Lumens Are Reported Without Frosted Lens)
- Color Temperatures: 5000K
- Color Rendering Index: >80
- Wide Beam Angle
- LED SMD Type: Edison 2835

Applications:

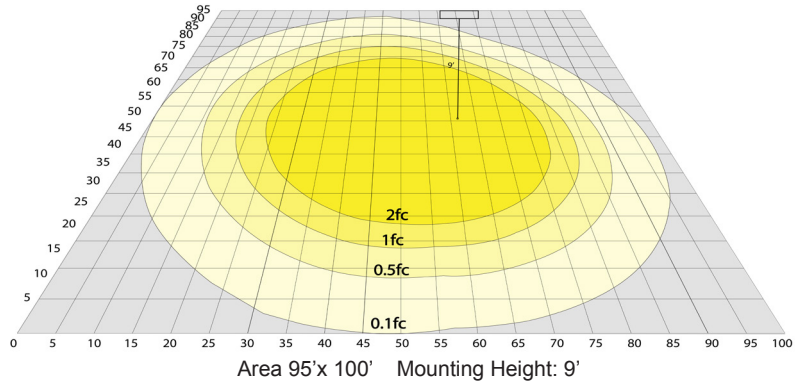
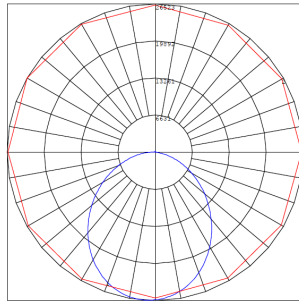
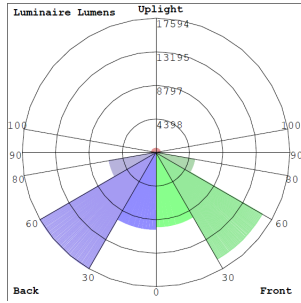
- Warehouse
- Manufacturing Plants Distribution Centers
- Industrial Commercial
- Grocery Stores Gymnasiums
- Cold Storage

Other Models:

- 50W | 7750LM | LLHB4-50W-40K-D
- 50W | 7550LM | LLHB4-50W-50K-D
- 100W | 15500LM | LLHB4-100W-40K-D
- 100W | 15500LM | LLHB4-100W-50K-D
- 150W | 23250LM | LLHB4-150W-40K-D
- 150W | 23250LM | LLHB4-150W-50K-D
- 200W | 31000LM | LLHB4-200W-40K-D
- 200W | 31000LM | LLHB4-200W-50K-D
- 300W | 46500LM | LLHB4-300W-40K-D
- 300W | 46500LM | LLHB4-300W-50K-D
- 410W | 53300LM | LLHB4-410W-50K-D



Photometrics: LLHB4-500W-D-480V



BUG Rating: B5-U3-G4

Other Views:



Front View



Side View



Back View

Performance Table: LLHB4-500W-D-480V

MODEL NO.	Wattage	Voltage	Lumens	Color Temp.	BUG Rating	LPW
LLHB4-500W-50K-D-480V	500W	480V	65000LM	5000K	B5-U3-G4	130

Sample Ordering

Model	Wattage	Color Temp.	Dimming	Volt
LLHB4	500W	50K	D	480V


Accessory Options

- SCL-GSY10 = HEAVY-DUTY ADJUSTABLE 10FT. 1/16" SUSPENSION KIT WITH Y-CONNECTOR & LOOP GRIPPER & HOOKS
- SCL-GSY20 = HEAVY-DUTY ADJUSTABLE 20FT. 1/16" SUSPENSION KIT WITH Y-CONNECTOR & LOOP GRIPPER & HOOKS
- LLHB4-RODKIT = OPTIONAL ROD KIT, 3-1/4" DIA. X 40" H
- WEC-2MD-35 = SENSOR COMPONENT
- OPT-LLHB-ULM-4FT-40W = 4FT UPLIGHT MODULE, 40W 200W & ABOVE
- OPT-LLHB-ULM-4FT-60W = 4FT UPLIGHT MODULE, 60W 200W & ABOVE

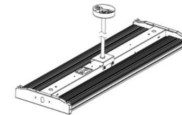
Factory-Installed Options

- Blank = No Option
- OPT-SEN-LLHB4 = MICROWAVE BI-Level SENSOR
- OPT-EM-HB4INT = INTERNAL EMERGENCY BATTERY BACKUP
- OPT-LLHB4-SMK = SURFACE MOUNTING OPTION
- OPT-FWH-63 = 6FT 3-WIRE WHIP
- OPT-FWH-65 = 6FT 5-WIRE WHIP
- OPT-FWH-66 = 6FT 6-WIRE WHIP
- OPT-HBC-125TL-WH = 8FT, 15A, 125V, WHITE
- OPT-HBC-277TL-WH = 8FT, 15A, 277V, WHITE
- OPT-HBC-125SB-WH = 10FT, 15A, 125V, 18/3STR, WHT

ACCESSORIES:



SCL-GSY10
SCL-GSY20



LLHB4-RODKIT
(Fixture Shown with LLHB4-RODKIT)




LLHB4-SMK
(Fixture Shown with LLHB4-SMK)



WEC-2MD-35
(Fixture Shown with WEC-2MD-35)

FACTORY-INSTALLED OPTION:



OPT-EM-HB4INT



OPT-SEN-LLHB4

